

HARDIN COUNTY, TEXAS
COUNTY SEAT OF THE BIG THICKET
KOUNTZE, TEXAS 77625

DEBORAH MCWILLIAMS
County Treasurer
P O Box 3040
Kountze, Texas 77625
Phone: 409/246-5121
Fax: 409/246-5107

OCTOBER 27, 2020

HON. WAYNE MCDANIEL, COUNTY JUDGE
HON. L.W. COOPER, JR., COMMISSIONER, PCT.#1
HON. CHRIS KIRKENDALL, COMMISSIONER, PCT.#2
HON. KEN PELT, COMMISSIONER, PCT.#3
HON. ALVIN ROBERTS, COMMISSIONER, PCT.#4

SUMMARY OF TREASURER'S QUARTERLY REPORT

3RD QUARTER 2020

| <u>ACCOUNT</u> | <u>BALANCE 6/30/2020</u> | <u>BALANCE 9/30/2020</u> |
|------------------------|--------------------------|--------------------------|
| GENERAL CHECKING | \$ 15,402,796.93..... | \$ 10,428,320.69 |
| TEXPOOL-GENERAL..... | \$ +321.09..... | \$ +321.09 |
| TOTALS..... | \$ 15,403,118.02..... | \$ 10,428,641.78 |

This report shows a decrease in the cash balance for the 3rd Quarter of 2020 in the amount of \$4,974,476.24.

THIS REPORT IS MADE IN ACCORDANCE WITH PROVISIONS OF GOV. CODE 2256, THE PUBLIC FUNDS INVESTMENT ACT, WHICH REQUIRES QUARTERLY REPORTING OF INVESTMENT TRANSACTIONS FOR COUNTY FUNDS TO THE COMMISSIONERS COURT. THE INVESTMENTS HELD IN HARDIN COUNTY'S PORTFOLIO COMPLY WITH THE PUBLIC FUNDS INVESTMENT ACT AND WITH THE COUNTY'S INVESTMENT POLICY AND STRATEGIES.

CHECK ACCOUNT

CHECK

| | |
|------------------------------|---------------|
| ACCOUNT BALANCE - GENERAL | 13,725,172.36 |
| ACCOUNT BALANCE - LEPC | 3,979.61 |
| ACCOUNT BALANCE - DA SEIZURE | 124,318.57 |
| ACCOUNT BALANCE - SER OBG | 14,355.49 |
| ACCOUNT BALANCE - CA FORF | 1,760.33 |
| ACCOUNT BALANCE - DA FORF CL | 9,532.31 |
| ACCOUNT BALANCE - SHER FORF | 9,934.04 |
| ACCOUNT BALANCE - OPERATING | 8,941.40 |
| ACCOUNT BALANCE - PAYROLL | 147.38 |
| ACCOUNT BALANCE - JP | 39,737.60 |
| ACCOUNT BALANCE - SHER F EQU | 20,734.99 |
| ACCOUNT BALANCE - JAIL COMM | 85,235.91 |
| ACCOUNT BALANCE - ST LEOSE | 40,233.57 |
| ACCOUNT BALANCE - VOCA-JUROR | 135,729.37 |
| ACCOUNT BALANCE - HURR IKE | 1.00 |
| ACCOUNT BALANCE - FMA 2017 | 33,420.35 |
| ACCOUNT BALANCE - HMGP4332 | 243,246.30 |
| ACCOUNT BALANCE - ADULT PROB | 608,255.10 |

| | |
|-------|---------------|
| TOTAL | 15,104,735.68 |
|-------|---------------|

TDOA ACCOUNT

TDOA

| | |
|---------------------------|--------|
| ACCOUNT BALANCE - TEXPOOL | 321.09 |
|---------------------------|--------|

| | |
|-------|--------|
| TOTAL | 321.09 |
|-------|--------|

| CHECK ACCOUNT | CHECK |
|------------------------------|---------------|
| ACCOUNT BALANCE - GENERAL | 12,306,366.44 |
| ACCOUNT BALANCE - LEPC | 3,979.61 |
| ACCOUNT BALANCE - DA SEIZURE | 124,318.57 |
| ACCOUNT BALANCE - SER OBG | 19,509.65 |
| ACCOUNT BALANCE - CA FORF | 1,760.33 |
| ACCOUNT BALANCE - DA FORF CL | 9,532.31 |
| ACCOUNT BALANCE - SHER FORF | 9,934.04 |
| ACCOUNT BALANCE - OPERATING | 23,818.99 |
| ACCOUNT BALANCE - PAYROLL | 147.38 |
| ACCOUNT BALANCE - JP | 71,771.79 |
| ACCOUNT BALANCE - SHER F EQU | 20,735.60 |
| ACCOUNT BALANCE - JAIL COMM | 64,890.88 |
| ACCOUNT BALANCE - ST LEOSE | 40,253.18 |
| ACCOUNT BALANCE - VOCA-JUROR | 136,455.41 |
| ACCOUNT BALANCE - HURR IKE | 1.00 |
| ACCOUNT BALANCE - FMA 2017 | 10,620.35 |
| ACCOUNT BALANCE - HMGP4332 | 227,246.30 |
| ACCOUNT BALANCE - ADULT PROB | 555,681.50 |
| | <hr/> |
| TOTAL | 13,627,023.33 |

| TDOA ACCOUNT | TDOA |
|---------------------------|--------|
| ACCOUNT BALANCE - TEXPOOL | 321.09 |
| | <hr/> |
| TOTAL | 321.09 |

| CHECK ACCOUNT | CHECK |
|------------------------------|---------------|
| ACCOUNT BALANCE - GENERAL | 10,428,320.69 |
| ACCOUNT BALANCE - LEPC | 3,979.61 |
| ACCOUNT BALANCE - DA SEIZURE | 132,328.57 |
| ACCOUNT BALANCE - SER OBG | 20,218.34 |
| ACCOUNT BALANCE - CA FORF | 1,760.33 |
| ACCOUNT BALANCE - DA FORF CL | 9,532.31 |
| ACCOUNT BALANCE - SHER FORF | 9,934.04 |
| ACCOUNT BALANCE - JP | 106,722.00 |
| ACCOUNT BALANCE - SHER F EQU | 20,735.60 |
| ACCOUNT BALANCE - JAIL COMM | 67,402.14 |
| ACCOUNT BALANCE - ST LEOSE | 40,272.80 |
| ACCOUNT BALANCE - VOCA-JUROR | 136,896.25 |
| ACCOUNT BALANCE - HURR IKE | 1.00 |
| ACCOUNT BALANCE - FMA 2017 | 665,779.28 |
| ACCOUNT BALANCE - HMGP4332 | 218,266.30 |
| ACCOUNT BALANCE - ADULT PROB | 650,191.47 |
| TOTAL | 12,512,340.73 |

| TDOA ACCOUNT | TDOA |
|---------------------------|--------|
| ACCOUNT BALANCE - TEXPOOL | 321.09 |
| TOTAL | 321.09 |

| | |
|-----------------------------|------|
| ACCOUNT BALANCE - OPERATING | 0.00 |
| ACCOUNT BALANCE - PAYROLL | 0.00 |

| ACCOUNT NAME | BEGINNING CASH BALANCE | CASH RECEIPTS | CASH DISBURSEMENTS | ENDING CASH BALANCE |
|--|--|--|--|--|
| 2020 006 DIST CLK PRESERV FEES DIST CLK PRESERV FEES REV FUND TOTALS | <u>49,621.30</u> | <u>.00</u> | <u>7,812.00-</u> | <u>41,809.30</u> |
| | 49,621.30 | .00 | 7,812.00- | 41,809.30 |
| 2020 007 CO CLK PRESERVATION FEES CO CLK PRESERV FEES-CASH FUND TOTALS | <u>417,127.21</u> | <u>.00</u> | <u>41,814.87-</u> | <u>375,312.34</u> |
| | 417,127.21 | .00 | 41,814.87- | 375,312.34 |
| 2020 008 HCS DEPT. DARE PROGRAM HC S/O DEPT DARE PROGRAM CASH FUND TOTALS | <u>7,891.79</u> | <u>.00</u> | <u>.00</u> | <u>7,891.79</u> |
| | 7,891.79 | .00 | .00 | 7,891.79 |
| 2020 010 GENERAL FUND GENERAL - CASH ACCOUNT INVESTMENTS IN TEXPOOL INVESTMENTS IN WELLS FARGO FUND TOTALS | <u>11,962,920.98</u> <u>1,329,826.08-</u> <u>.00</u> <u>10,633,094.90</u> | <u>2,013,715.98</u> <u>.00</u> <u>.00</u> <u>2,013,715.98</u> | <u>5,004,523.53-</u> <u>.00</u> <u>.00</u> <u>5,004,523.53-</u> | <u>8,972,113.43</u> <u>1,329,826.08-</u> <u>.00</u> <u>7,642,287.35</u> |
| | 11,962,920.98 | 2,013,715.98 | 5,004,523.53- | 8,972,113.43 |
| | 1,329,826.08- | .00 | .00 | 1,329,826.08- |
| | .00 | .00 | .00 | .00 |
| | 10,633,094.90 | 2,013,715.98 | 5,004,523.53- | 7,642,287.35 |
| 2020 011 LAW LIBRARY FUND LAW LIBRARY - CASH ACCOUNT FUND TOTALS | <u>14,660.47</u> | <u>.00</u> | <u>7,624.99-</u> | <u>7,035.48</u> |
| | 14,660.47 | .00 | 7,624.99- | 7,035.48 |
| 2020 012 ELECTION EQUIPMENT FUND ELECTION EQUIPMENT CASH FUND TOTALS | <u>25,147.31</u> | <u>.00</u> | <u>.00</u> | <u>25,147.31</u> |
| | 25,147.31 | .00 | .00 | 25,147.31 |
| 2020 015 LATERAL ROADS FUND LATERAL ROADS - CASH ACCOUNT FUND TOTALS | <u>200,621.89</u> | <u>.00</u> | <u>.00</u> | <u>200,621.89</u> |
| | 200,621.89 | .00 | .00 | 200,621.89 |
| 2020 017 GENERAL R & B FUND GENERAL R&B - CASH ACCOUNT INVESTMENTS IN TEXPOOL FUND TOTALS | <u>1,163,460.29</u> <u>1,313,954.19</u> <u>2,477,414.48</u> | <u>281,100.98</u> <u>.00</u> <u>281,100.98</u> | <u>1,343,910.96-</u> <u>.00</u> <u>1,343,910.96-</u> | <u>100,650.31</u> <u>1,313,954.19</u> <u>1,414,604.50</u> |
| | 1,163,460.29 | 281,100.98 | 1,343,910.96- | 100,650.31 |
| | 1,313,954.19 | .00 | .00 | 1,313,954.19 |
| | 2,477,414.48 | 281,100.98 | 1,343,910.96- | 1,414,604.50 |
| 2020 020 CO ATTY PRE-TRIAL DIVERSION CA PRE-TRIAL DIVERSION CASH FUND TOTALS | <u>56,201.82</u> | <u>15,350.00</u> | <u>9,353.74-</u> | <u>62,198.08</u> |
| | 56,201.82 | 15,350.00 | 9,353.74- | 62,198.08 |
| 2020 023 JUSTICE COURT TECHNOLOGY JUSTICE COURT TECHNOLOGY JUSTICE COURT TECHNOLOGY CASH FUND TOTALS | <u>.00</u> <u>13,150.00-</u> <u>13,150.00-</u> | <u>.00</u> <u>.00</u> <u>.00</u> | <u>.00</u> <u>.00</u> <u>.00</u> | <u>.00</u> <u>13,150.00-</u> <u>13,150.00-</u> |
| | .00 | .00 | .00 | .00 |
| | 13,150.00- | .00 | .00 | 13,150.00- |
| | 13,150.00- | .00 | .00 | 13,150.00- |
| 2020 037 DRUG FORFEITURE REHAB DRUG FORFEITURE REHAB FUND DRUG FORFEITURE-REHAB FD.- CAS FUND TOTALS | <u>.00</u> <u>4,103.49</u> <u>4,103.49</u> | <u>.00</u> <u>.00</u> <u>.00</u> | <u>.00</u> <u>.00</u> <u>.00</u> | <u>.00</u> <u>4,103.49</u> <u>4,103.49</u> |
| | .00 | .00 | .00 | .00 |
| | 4,103.49 | .00 | .00 | 4,103.49 |
| | 4,103.49 | .00 | .00 | 4,103.49 |
| 2020 051 OVERDRAWN CK CO ATTY OVERDRAWN CHECK CO. ATTY. CO ATTY OVERDRAWN CHECK CASH A FUND TOTALS | <u>.00</u> <u>1,865.40</u> <u>1,865.40</u> | <u>.00</u> <u>15.00</u> <u>15.00</u> | <u>.00</u> <u>.00</u> <u>.00</u> | <u>.00</u> <u>1,880.40</u> <u>1,880.40</u> |
| | .00 | .00 | .00 | .00 |
| | 1,865.40 | 15.00 | .00 | 1,880.40 |
| | 1,865.40 | 15.00 | .00 | 1,880.40 |
| 2020 052 OVERDRAWN CK DIST ATTY OVERDRAWN CHECK DIST.ATTY. | <u>.00</u> | <u>.00</u> | <u>.00</u> | <u>.00</u> |
| | .00 | .00 | .00 | .00 |

| ACCOUNT NAME | BEGINNING CASH BALANCE | CASH RECEIPTS | CASH DISBURSEMENTS | ENDING CASH BALANCE |
|---|---------------------------|------------------|-----------------------|------------------------|
| DIST ATTY OVERDRAWN CHECK CASH | 889.15 | .00 | .00 | 889.15 |
| FUND TOTALS | 889.15 | .00 | .00 | 889.15 |
| 2020 053 JURY | | | | |
| JURY - CASH ACCOUNT | 160,697.54 | 26,731.16 | 124,894.15- | 62,534.55 |
| INVESTMENTS IN TEXPOOL | 16,192.98 | .00 | .00 | 16,192.98 |
| FUND TOTALS | 176,890.52 | 26,731.16 | 124,894.15- | 78,727.53 |
| 2020 054 HARDIN CO LEPC | | | | |
| HARDIN CO LEPC CASH | 3,979.61 | .00 | .00 | 3,979.61 |
| H C LEPC-INTEREST | .00 | .00 | .00 | .00 |
| FUND TOTALS | 3,979.61 | .00 | .00 | 3,979.61 |
| 2020 056 DISTRICT ATTORNEY SEIZURE FUND | | | | |
| DA SEIZURES - CASH | 115,351.57 | 16,977.00 | .00 | 132,328.57 |
| DA SEIZURES INTEREST | .00 | .00 | .00 | .00 |
| FUND TOTALS | 115,351.57 | 16,977.00 | .00 | 132,328.57 |
| 2020 056 NO FUND RECORD | | | | |
| FUND TOTALS | .00 | .00 | .00 | .00 |
| 2020 067 CERT. OF OBLIGATION SER 2007 I | | | | |
| CASH-CERT OF OBLIG SER 2007 IN | 11,635.62 | 8,582.72 | .00 | 20,218.34 |
| CASH-SERIES 2014 GENERAL OBLIG | .00 | .00 | .00 | .00 |
| INVESTMENT IN TEXPOOL | .00 | .00 | .00 | .00 |
| FUND TOTALS | 11,635.62 | 8,582.72 | .00 | 20,218.34 |
| 2020 070 CAPITAL PROJECTS/DEBT SERVICE | | | | |
| CAPITAL PROJECTS-CASH | .00 | .00 | .00 | .00 |
| FUND TOTALS | .00 | .00 | .00 | .00 |
| 2020 083 CO. ATTY. FORFEITURE FUND | | | | |
| CO.ATTY. FORFEITURE - CASH | 1,760.33 | .00 | .00 | 1,760.33 |
| INTEREST CO ATTY FORFEITURE | .00 | .00 | .00 | .00 |
| PENDING CO ATTY FORFEITURE | .00 | .00 | .00 | .00 |
| FUND TOTALS | 1,760.33 | .00 | .00 | 1,760.33 |
| 2020 088 DA DRUG FORFEITURE | | | | |
| DRUG FORFEITURE FUND DA-CASH | 9,532.31 | .00 | .00 | 9,532.31 |
| INTEREST | .00 | .00 | .00 | .00 |
| DRUG FORFEITURE FUND PENDING | .00 | .00 | .00 | .00 |
| FUND TOTALS | 9,532.31 | .00 | .00 | 9,532.31 |
| 2020 089 CASH - DRUG FORFEITURE (SHERIF | | | | |
| SIO DRUG FORFEITURE CLEAR CASH | 9,934.04 | .00 | .00 | 9,934.04 |
| INTEREST | .00 | .00 | .00 | .00 |
| FORFEITURE PENDING | .00 | .00 | .00 | .00 |
| NARCOTICS - P. I. CLEAR | .00 | .00 | .00 | .00 |
| FUND TOTALS | 9,934.04 | .00 | .00 | 9,934.04 |
| 2020 096 FIXED ASSETS ACCOUNT | | | | |
| FUND TOTALS | .00 | .00 | .00 | .00 |
| 2020 098 OPERATIONS CLEARING ACCT | | | | |
| CASH | 602,547.10 | 8,110,744.69 | 8,713,291.79- | .00 |
| FUND TOTALS | 602,547.10 | 8,110,744.69 | 8,713,291.79- | .00 |
| 2020 099 PAYROLL | | | | |
| PAYROLL BANK ACCOUNT - CASH | 354,835.52 | 2,225,484.27 | 2,580,319.79- | .00 |


| ACCOUNT NAME | BEGINNING CASH BALANCE | CASH RECEIPTS | CASH DISBURSEMENTS | ENDING CASH BALANCE |
|---|---------------------------|------------------|-----------------------|------------------------|
| INTEREST P/R HOLDING ACCT | .00 | .00 | .00 | .00 |
| FUND TOTALS | 354,835.52 | 2,225,484.27 | 2,580,319.79- | .00 |
| 2020 106 NEH PRESERVATION GRANT | | | | |
| NEH PRESERVATION GRANT-CASH | .00 | .00 | .00 | .00 |
| FUND TOTALS | .00 | .00 | .00 | .00 |
| 2020 141 JP COURT BANK ACCOUNT | | | | |
| CASH JP COURTS | 85,224.80 | 108,871.90 | 87,374.70- | 106,722.00 |
| FUND TOTALS | 85,224.80 | 108,871.90 | 87,374.70- | 106,722.00 |
| 2020 142 DA & CA LONGEVITY PAY | | | | |
| D/A & C/A LONGEVITY PAY | .00 | .00 | .00 | .00 |
| LONGEVITY PAY-CASH | 2,436.56- | 3,720.00 | 4,568.15- | 3,284.71- |
| FUND TOTALS | 2,436.56- | 3,720.00 | 4,568.15- | 3,284.71- |
| 2020 145 COUNTY ATTORNEY SUPPLEMENT FUN | | | | |
| CASH - C/A SUPPLEMENT FUND | 18,601.91 | .00 | 19,655.61- | 1,053.70- |
| FUND TOTALS | 18,601.91 | .00 | 19,655.61- | 1,053.70- |
| 2020 147 CONSTITUTIONAL COUNTY JUDGE SA | | | | |
| CASH-CONSTITUTIONAL C/J SALARY | 2,980.58- | 5,050.00 | 7,710.87- | 5,641.45- |
| FUND TOTALS | 2,980.58- | 5,050.00 | 7,710.87- | 5,641.45- |
| 2020 149 COUNTY CHILD ABUSE PREVENTION | | | | |
| CASH ACCOUNT | 1,556.66 | .00 | .00 | 1,556.66 |
| FUND TOTALS | 1,556.66 | .00 | .00 | 1,556.66 |
| 2020 164 COURT SECURITY FEES | | | | |
| COURT SECURITY FEES CASH ACCOU | 55,894.52 | .00 | 3,149.00- | 52,745.52 |
| FUND TOTALS | 55,894.52 | .00 | 3,149.00- | 52,745.52 |
| 2020 183 SHERIFF FED EQUITABLE SHAR | | | | |
| FED EQUITABLE SHARE-CASH | 28,403.13 | 1.35 | 7,668.88- | 20,735.60 |
| INTEREST | .00 | .00 | .00 | .00 |
| FED.EQUIT.SHARE-NARCOTICS | .00 | .00 | .00 | .00 |
| FUND TOTALS | 28,403.13 | 1.35 | 7,668.88- | 20,735.60 |
| 2020 184 JAIL COMMISSARY | | | | |
| JAIL COMMISSARY-CASH | 90,115.89 | 14,521.82 | 37,235.57- | 67,402.14 |
| INTEREST | .00 | .00 | .00 | .00 |
| FUND TOTALS | 90,115.89 | 14,521.82 | 37,235.57- | 67,402.14 |
| 2020 185 LEOSE FUNDS | | | | |
| LEOSE FUNDS - CASH | 40,245.22 | 57.66 | 30.08- | 40,272.80 |
| INTEREST | .00 | .00 | .00 | .00 |
| FUND TOTALS | 40,245.22 | 57.66 | 30.08- | 40,272.80 |
| 2020 213 VOCA-JUROR DONATIONS | | | | |
| VOCA-JUROR DONATIONS CASH ACCO | 135,500.55 | 2,769.61 | 1,373.91- | 136,896.25 |
| INTEREST | .00 | .00 | .00 | .00 |
| FUND TOTALS | 135,500.55 | 2,769.61 | 1,373.91- | 136,896.25 |
| 2020 300 HAVA GRANT | | | | |
| HAVA GRANT CASH | 73,004.75 | 2,071.16 | 16,799.60- | 58,276.31 |
| FUND TOTALS | 73,004.75 | 2,071.16 | 16,799.60- | 58,276.31 |
| 2020 400 DISASTER INCIDENT FUND CASH | | | | |
| CASH-DISASTER INCIDENT FUND | 595,900.18 | .00 | .00 | 595,900.18 |

| ACCOUNT NAME | BEGINNING CASH BALANCE | CASH RECEIPTS | CASH DISBURSEMENTS | ENDING CASH BALANCE |
|---|---------------------------|------------------|-----------------------|------------------------|
| FUND TOTALS | 595,900.18 | .00 | .00 | 595,900.18 |
| 2020 401 EMERGENCY MANAGEMENT GRANTS | | | | |
| CASH - EMERGENCY MANAGEMENT GR | .00 | .00 | 164,741.00- | 164,741.00- |
| FUND TOTALS | .00 | .00 | 164,741.00- | 164,741.00- |
| 2020 406 HURRICANE HARVEY | | | | |
| CASH-HURRICAN HARVEY | 539,390.66 | 1,380.40 | 112,652.84- | 428,118.22 |
| FUND TOTALS | 539,390.66 | 1,380.40 | 112,652.84- | 428,118.22 |
| 2020 407 CTIF-COUNTY TRANSPORTATION INF | | | | |
| CASH | .00 | .00 | .00 | .00 |
| FUND TOTALS | .00 | .00 | .00 | .00 |
| 2020 408 DR 4223 SEVERE STORMS 2015 | | | | |
| DR 4223 SEVERE STORMS- CASH | .00 | .00 | .00 | .00 |
| FUND TOTALS | .00 | .00 | .00 | .00 |
| 2020 409 DR 4272 - MAY 2016 | | | | |
| DR 4272 - CASH | 33,510.38 | .00 | .00 | 33,510.38 |
| FUND TOTALS | 33,510.38 | .00 | .00 | 33,510.38 |
| 2020 410 TAC 2016 RISK CONTROL REIMB PR | | | | |
| CASH - TAC 2016 RCRP | .00 | .00 | .00 | .00 |
| FUND TOTALS | .00 | .00 | .00 | .00 |
| 2020 411 TROPICAL STORM IMELDA | | | | |
| CASH-TS IMELDA | 18,984.45- | .00 | .00 | 18,984.45- |
| FUND TOTALS | 18,984.45- | .00 | .00 | 18,984.45- |
| 2020 412 HURRICANE LAURA 200013 | | | | |
| CASH-HURRICANE LAURA | .00 | .00 | 63,973.27- | 63,973.27- |
| FUND TOTALS | .00 | .00 | 63,973.27- | 63,973.27- |
| 2020 419 COVID 19 | | | | |
| CASH-COVID 19 | 327,189.53 | .00 | 181,491.09- | 145,698.44 |
| FUND TOTALS | 327,189.53 | .00 | 181,491.09- | 145,698.44 |
| 2020 426 1ST TIME SEWER IMPROVEMENTS PR | | | | |
| CASH-ON-SITE SEWER IMPROVEMENT | .00 | .00 | .00 | .00 |
| FUND TOTALS | .00 | .00 | .00 | .00 |
| 2020 430 HURRICANE IKE DEBRIS REMOVAL | | | | |
| CASH - HURRICANE IKE | 1.00 | 8,045.68 | 8,045.68- | 1.00 |
| FUND TOTALS | 1.00 | 8,045.68 | 8,045.68- | 1.00 |
| 2020 436 TWDB FMA'17 SRL BUYOUT GRANT | | | | |
| TWDB FMA'17 SRL - CASH | 33,420.35 | 664,508.93 | 32,150.00- | 665,779.28 |
| FUND TOTALS | 33,420.35 | 664,508.93 | 32,150.00- | 665,779.28 |
| 2020 437 HMGP-DR4332 PROP ACQUISITIONS | | | | |
| DR 4332-052 CASH | 266,081.30 | .00 | 47,815.00- | 218,266.30 |
| FUND TOTALS | 266,081.30 | .00 | 47,815.00- | 218,266.30 |
| 2020 438 HMGP-DR4332 DETENTION POND | | | | |
| DR 4332-0232 CASH | .00 | .00 | .00 | .00 |
| FUND TOTALS | .00 | .00 | .00 | .00 |


| ACCOUNT NAME | BEGINNING CASH BALANCE | CASH RECEIPTS | CASH DISBURSEMENTS | ENDING CASH BALANCE |
|--|---------------------------|------------------|-----------------------|------------------------|
| 2020 440 CDBG DR4332-ACQ1 GLO20066041 CASH | .00 | .00 | .00 | .00 |
| FUND TOTALS | .00 | .00 | .00 | .00 |
| 2020 495 EMERGENCY MANAGEMENT FUND CASH - EMERGENCY MANAGEMENT | 100,432.67- | 8,206.80 | 39,764.46- | 131,990.33- |
| FUND TOTALS | 100,432.67- | 8,206.80 | 39,764.46- | 131,990.33- |
| 2021 503 HEALTH DEPT GRANT REVENUES CASH | 30,537.39 | 44,537.63 | 44,861.96- | 30,213.06 |
| FUND TOTALS | 30,537.39 | 44,537.63 | 44,861.96- | 30,213.06 |
| 2021 504 PHCR-COOP AGREEMENT PHCR-CASH | 6,214.68 | .00 | 4,279.93- | 1,934.75 |
| FUND TOTALS | 6,214.68 | .00 | 4,279.93- | 1,934.75 |
| 2020 505 HEALTH SERVICES 8/31 HEALTH SERVICES CASH | .00 | .00 | .00 | .00 |
| HEALTH SERVICES 8/31 | 44,427.50- | 32,636.09 | 50,307.58- | 62,098.99- |
| FUND TOTALS | 44,427.50- | 32,636.09 | 50,307.58- | 62,098.99- |
| 2021 506 US FOOD & DRUG ADMIN GRANT CASH | 391.93- | 2,000.00 | .00 | 1,608.07 |
| FUND TOTALS | 391.93- | 2,000.00 | .00 | 1,608.07 |
| 2021 519 COVID-19 GRANT AWARD FY20 COVID-19 CASH | 130,944.86- | .00 | 109,349.96- | 240,294.82- |
| FUND TOTALS | 130,944.86- | .00 | 109,349.96- | 240,294.82- |
| 2021 520 CDC COVID19-EPI 812700022 CASH | .00 | .00 | 2,755.03- | 2,755.03- |
| FUND TOTALS | .00 | .00 | 2,755.03- | 2,755.03- |
| 2020 595 HEALTH SERVICES 9/30 HEALTH SERVICES 9/30 CASH | .00 | .00 | .00 | .00 |
| HEALTH SERVICES 9/30 | 25,347.92- | 69,444.63 | 59,598.50- | 15,501.79- |
| FUND TOTALS | 25,347.92- | 69,444.63 | 59,598.50- | 15,501.79- |
| 2020 605 JUVENILE PROBATION GRANTS 8/31 JUVENILE PROBATION GT CASH | .00 | .00 | .00 | .00 |
| JUVENILE PROBATION GT CASH | 112,146.39 | 122,052.07 | 144,556.37- | 89,642.09 |
| INTEREST | .00 | .00 | .00 | .00 |
| FUND TOTALS | 112,146.39 | 122,052.07 | 144,556.37- | 89,642.09 |
| 2020 695 JUVENILE PROBATION GRANTS 9/30 JUVENILE PROBATION GT CASH | .00 | .00 | .00 | .00 |
| JUVENILE PROBATION 9/30 CASH | 3,566.00- | .00 | 2,875.00- | 6,441.00- |
| FUND TOTALS | 3,566.00- | .00 | 2,875.00- | 6,441.00- |
| 2020 705 SHERIFF DEPARTMENT GRANT 8/31 SHERIFF DEPARTMENT GRANTS 8/31 | .00 | .00 | .00 | .00 |
| SHERIFFS GRANTS 8/31 | 32,326.81- | 8,045.68 | 27,793.70- | 52,074.83- |
| FUND TOTALS | 32,326.81- | 8,045.68 | 27,793.70- | 52,074.83- |
| 2021 706 BODY WORN CAMERA PROGRAM BWC-CASH | .00 | .00 | .00 | .00 |

| ACCOUNT NAME FUND TOTALS | BEGINNING CASH BALANCE | CASH RECEIPTS | CASH DISBURSEMENTS | ENDING CASH BALANCE |
|---|---------------------------------|---------------------------------|-----------------------------------|---------------------------------|
| | .00 | .00 | .00 | .00 |
| 2020 707 MENTAL HEALTH LIAISON PROGRAM MENTAL HEALTH LIAISON-CASH FUND TOTALS | 42,231.63- 42,231.63- | .00 .00 | 19,786.90- 19,786.90- | 62,018.53- 62,018.53- |
| 2020 708 JAG PROGRAM JAG - CASH FUND TOTALS | .00 .00 | .00 .00 | .00 .00 | .00 .00 |
| 2020 735 SHERIFF DEPT DISPATCHERS CASH FUND TOTALS | 115,357.24- 115,357.24- | 78,454.00 78,454.00 | 46,673.30- 46,673.30- | 83,576.54- 83,576.54- |
| 2020 736 SO DISPATCH CENTER CASH FUND TOTALS | 105,640.85 105,640.85 | .00 .00 | .00 .00 | 105,640.85 105,640.85 |
| 2020 795 PUBLIC SAFETY 9/30 PUBLIC SAFETY CASH FUND TOTALS | 10,736.50- 10,736.50- | 14,354.49 14,354.49 | 17,744.52- 17,744.52- | 14,126.53- 14,126.53- |
| 2020 805 ADULT PROBATION 8/31 ADULT PROBATION ADULT PROBATION CASH FUND TOTALS | .00 653,192.80 653,192.80 | .00 277,060.85 277,060.85 | .00 280,062.18- 280,062.18- | .00 650,191.47 650,191.47 |
| 2020 901 D.A. VAWA GRANT 8/31 D. A. VAWA GRANT D. A. VAWA CASH FUND TOTALS | .00 18,377.88- 18,377.88- | .00 9,255.38 9,255.38 | .00 27,809.89- 27,809.89- | .00 36,932.39- 36,932.39- |
| 2020 902 VOCA-VICTIM ASSISTANCE COORDIN CASH FUND TOTALS | 2,312.93 2,312.93 | 10,679.10 10,679.10 | 10,320.71- 10,320.71- | 2,671.32 2,671.32 |
| 2020 903 TITLE IV-E LEGAL SERVICES CPS CASH FUND TOTALS | 2,969.28 2,969.28 | .00 .00 | .00 .00 | 2,969.28 2,969.28 |
| 2020 905 CRIME VICTIMS GRANTS 8/31 CRIME VICTIMS GRANT CASH CRIME VICTIMS CASH FUND TOTALS | .00 4,911.31 4,911.31 | .00 14,678.54 14,678.54 | .00 24,129.48- 24,129.48- | .00 4,539.63- 4,539.63- |
| 2020 906 VOCA 13660 VOCA 13660 CASH FUND TOTALS | 10,500.60- 10,500.60- | 58,501.22 58,501.22 | 49,173.59- 49,173.59- | 1,172.97- 1,172.97- |
| 2020 925 CRIME VICTIMS GRANTS 6/30 CRIME VICTIMS GRANTS CRIME VICTIMS CASH FUND TOTALS | .00 .00 .00 | .00 .00 .00 | .00 .00 .00 | .00 .00 .00 |
| GRAND TOTALS | 17,844,879.16 | 14,259,606.79 | 19,591,824.13- | 12,512,661.82 |

I, DEBORAH MCWILLIAMS, COUNTY TREASURER OF HARDIN COUNTY, TEXAS DO HEREBY CERTIFY THAT THE ABOVE REPORT IS TRUE AND CORRECT.



DEBORAH MCWILLIAMS
COUNTY TREASURER OF HARDIN COUNTY,
TEXAS

SWORN TO AND SUBSCRIBED BEFORE ME THIS THE 23 DAY OF October, 2020.






NOTARY PUBLIC
STATE OF TEXAS

APPROVED IN OPEN COURT THIS THE 27 DAY OF October, 2020.


WAYNE MCDANIEL
COUNTY JUDGE OF HARDIN COUNTY,
TEXAS

HISTORICAL DAILY PERFORMANCE

TexPool

FROM  TO  [APPLY FILTERS](#)

| AS OF | DAILY NET YIELD | DIVIDEND FACTOR | 7 DAY NET YIELD | DAILY ASSETS | NAV | WAM | WAL |
|------------|-----------------|-----------------|-----------------|---------------------|-----------|---------|----------|
| 09-30-2020 | 0.1333% | 0.000003651 | 0.14% | \$22,880,991,421.60 | \$1.00032 | 38 Days | 108 Days |
| 09-29-2020 | 0.1361% | 0.000003728 | 0.14% | \$22,947,148,788.65 | \$1.00033 | 38 Days | 108 Days |
| 09-28-2020 | 0.1416% | 0.000003880 | 0.14% | \$23,026,691,854.65 | \$1.00028 | 37 Days | 107 Days |
| 09-27-2020 | 0.1351% | 0.000003701 | 0.14% | \$23,269,736,831.76 | \$1.00028 | 39 Days | 109 Days |
| 09-26-2020 | 0.1351% | 0.000003701 | 0.14% | \$23,269,736,831.76 | \$1.00028 | 39 Days | 109 Days |
| 09-25-2020 | 0.1351% | 0.000003701 | 0.14% | \$23,269,736,831.76 | \$1.00028 | 39 Days | 109 Days |
| 09-24-2020 | 0.1320% | 0.000003617 | 0.14% | \$22,596,054,144.01 | \$1.00030 | 39 Days | 112 Days |
| 09-23-2020 | 0.1333% | 0.000003652 | 0.15% | \$22,703,474,052.94 | \$1.00029 | 39 Days | 112 Days |
| 09-22-2020 | 0.1386% | 0.000003797 | 0.15% | \$22,763,815,414.82 | \$1.00029 | 39 Days | 112 Days |
| 09-21-2020 | 0.1448% | 0.000003967 | 0.15% | \$22,812,362,240.55 | \$1.00030 | 39 Days | 112 Days |
| 09-20-2020 | 0.1503% | 0.000004117 | 0.15% | \$22,866,144,998.83 | \$1.00029 | 41 Days | 114 Days |
| 09-19-2020 | 0.1503% | 0.000004117 | 0.15% | \$22,866,144,998.83 | \$1.00029 | 41 Days | 114 Days |
| 09-18-2020 | 0.1503% | 0.000004117 | 0.15% | \$22,866,144,998.83 | \$1.00029 | 41 Days | 114 Days |
| 09-17-2020 | 0.1492% | 0.000004087 | 0.15% | \$23,116,304,990.61 | \$1.00029 | 39 Days | 112 Days |

| AS OF | DAILY NET YIELD | DIVIDEND FACTOR | 7 DAY NET YIELD | DAILY ASSETS | NAV | WAM | WAL |
|------------|-----------------|-----------------|-----------------|---------------------|-----------|---------|----------|
| 09-16-2020 | 0.1489% | 0.000004079 | 0.15% | \$23,259,628,548.05 | \$1.00028 | 39 Days | 110 Days |
| 09-15-2020 | 0.1473% | 0.000004035 | 0.15% | \$23,335,898,070.04 | \$1.00028 | 37 Days | 110 Days |
| 09-14-2020 | 0.1483% | 0.000004063 | 0.15% | \$23,442,662,167.22 | \$1.00028 | 36 Days | 109 Days |
| 09-13-2020 | 0.1453% | 0.000003980 | 0.15% | \$23,467,691,165.67 | \$1.00028 | 38 Days | 111 Days |
| 09-12-2020 | 0.1453% | 0.000003980 | 0.15% | \$23,467,691,165.67 | \$1.00028 | 38 Days | 111 Days |
| 09-11-2020 | 0.1453% | 0.000003980 | 0.16% | \$23,467,691,165.67 | \$1.00028 | 38 Days | 111 Days |
| 09-10-2020 | 0.1491% | 0.000004085 | 0.16% | \$23,514,644,765.88 | \$1.00028 | 37 Days | 111 Days |
| 09-09-2020 | 0.1575% | 0.000004315 | 0.16% | \$23,402,503,674.66 | \$1.00029 | 37 Days | 111 Days |
| 09-08-2020 | 0.1569% | 0.000004299 | 0.16% | \$23,570,876,762.92 | \$1.00028 | 36 Days | 110 Days |
| 09-07-2020 | 0.1621% | 0.000004442 | 0.16% | \$23,647,567,748.37 | \$1.00029 | 37 Days | 112 Days |
| 09-06-2020 | 0.1621% | 0.000004442 | 0.16% | \$23,647,567,748.37 | \$1.00029 | 37 Days | 112 Days |
| 09-05-2020 | 0.1621% | 0.000004442 | 0.16% | \$23,647,567,748.37 | \$1.00029 | 37 Days | 112 Days |
| 09-04-2020 | 0.1621% | 0.000004442 | 0.16% | \$23,647,567,748.37 | \$1.00029 | 37 Days | 112 Days |
| 09-03-2020 | 0.1521% | 0.000004167 | 0.16% | \$23,759,610,818.12 | \$1.00026 | 36 Days | 110 Days |
| 09-02-2020 | 0.1561% | 0.000004276 | 0.16% | \$23,866,832,720.82 | \$1.00026 | 35 Days | 107 Days |
| 09-01-2020 | 0.1554% | 0.000004258 | 0.16% | \$23,948,407,092.03 | \$1.00026 | 34 Days | 107 Days |
| 08-31-2020 | 0.1531% | 0.000004195 | 0.16% | \$24,286,918,022.56 | \$1.00025 | 32 Days | 106 Days |
| 08-30-2020 | 0.1602% | 0.000004390 | 0.17% | \$24,398,493,824.26 | \$1.00026 | 31 Days | 106 Days |
| 08-29-2020 | 0.1602% | 0.000004390 | 0.17% | \$24,398,493,824.26 | \$1.00026 | 31 Days | 106 Days |
| 08-28-2020 | 0.1602% | 0.000004390 | 0.17% | \$24,398,493,824.26 | \$1.00026 | 31 Days | 106 Days |
| 08-27-2020 | 0.1607% | 0.000004402 | 0.17% | \$24,473,294,464.92 | \$1.00027 | 30 Days | 105 Days |
| 08-26-2020 | 0.1726% | 0.000004728 | 0.17% | \$24,635,305,716.48 | \$1.00027 | 29 Days | 102 Days |
| 08-25-2020 | 0.1752% | 0.000004800 | 0.17% | \$24,772,002,593.60 | \$1.00026 | 29 Days | 97 Days |
| 08-24-2020 | 0.1740% | 0.000004768 | 0.17% | \$24,392,580,781.32 | \$1.00027 | 29 Days | 99 Days |

| AS OF | DAILY NET YIELD | DIVIDEND FACTOR | 7 DAY NET YIELD | DAILY ASSETS | NAV | WAM | WAL |
|------------|-----------------|-----------------|-----------------|---------------------|-----------|---------|---------|
| 08-23-2020 | 0.1713% | 0.000004694 | 0.18% | \$24,477,030,833.12 | \$1.00027 | 27 Days | 98 Days |
| 08-22-2020 | 0.1713% | 0.000004694 | 0.18% | \$24,477,030,833.12 | \$1.00027 | 27 Days | 98 Days |
| 08-21-2020 | 0.1713% | 0.000004694 | 0.18% | \$24,477,030,833.12 | \$1.00027 | 27 Days | 98 Days |
| 08-20-2020 | 0.1747% | 0.000004787 | 0.18% | \$24,619,927,918.02 | \$1.00028 | 26 Days | 96 Days |
| 08-19-2020 | 0.1811% | 0.000004961 | 0.18% | \$24,756,423,450.40 | \$1.00028 | 25 Days | 94 Days |
| 08-18-2020 | 0.1825% | 0.000004999 | 0.18% | \$24,858,040,955.39 | \$1.00029 | 25 Days | 93 Days |
| 08-17-2020 | 0.1824% | 0.000004998 | 0.18% | \$24,720,477,364.04 | \$1.00029 | 25 Days | 94 Days |
| 08-16-2020 | 0.1818% | 0.000004982 | 0.18% | \$24,650,539,737.36 | \$1.00029 | 27 Days | 96 Days |
| 08-15-2020 | 0.1818% | 0.000004982 | 0.18% | \$24,650,539,737.36 | \$1.00029 | 27 Days | 96 Days |
| 08-14-2020 | 0.1818% | 0.000004982 | 0.18% | \$24,650,539,737.36 | \$1.00029 | 27 Days | 96 Days |
| 08-13-2020 | 0.1814% | 0.000004970 | 0.18% | \$24,970,468,614.62 | \$1.00029 | 25 Days | 95 Days |
| 08-12-2020 | 0.1918% | 0.000005256 | 0.18% | \$25,369,656,779.50 | \$1.00029 | 25 Days | 94 Days |
| 08-11-2020 | 0.1775% | 0.000004863 | 0.18% | \$25,526,170,928.27 | \$1.00030 | 25 Days | 93 Days |
| 08-10-2020 | 0.1828% | 0.000005008 | 0.18% | \$25,680,504,277.90 | \$1.00030 | 25 Days | 93 Days |
| 08-09-2020 | 0.1815% | 0.000004972 | 0.18% | \$26,062,132,222.01 | \$1.00029 | 27 Days | 95 Days |
| 08-08-2020 | 0.1815% | 0.000004972 | 0.18% | \$26,062,132,222.01 | \$1.00029 | 27 Days | 95 Days |
| 08-07-2020 | 0.1815% | 0.000004972 | 0.18% | \$26,062,132,222.01 | \$1.00029 | 27 Days | 95 Days |
| 08-06-2020 | 0.1806% | 0.000004948 | 0.18% | \$26,180,479,902.10 | \$1.00024 | 26 Days | 94 Days |
| 08-05-2020 | 0.1800% | 0.000004931 | 0.19% | \$26,212,424,045.11 | \$1.00024 | 26 Days | 94 Days |
| 08-04-2020 | 0.1847% | 0.000005061 | 0.19% | \$26,233,554,273.68 | \$1.00024 | 26 Days | 95 Days |
| 08-03-2020 | 0.1872% | 0.000005128 | 0.19% | \$26,179,649,187.14 | \$1.00025 | 26 Days | 96 Days |
| 08-02-2020 | 0.1874% | 0.000005133 | 0.19% | \$26,239,704,598.53 | \$1.00025 | 28 Days | 98 Days |
| 08-01-2020 | 0.1874% | 0.000005133 | 0.19% | \$26,239,704,598.53 | \$1.00025 | 28 Days | 98 Days |
| 07-31-2020 | 0.1874% | 0.000005133 | 0.19% | \$26,239,704,598.53 | \$1.00025 | 28 Days | 98 Days |

| AS OF | DAILY NET YIELD | DIVIDEND FACTOR | 7 DAY NET YIELD | DAILY ASSETS | NAV | WAM | WAL |
|------------|--------------------|--------------------|--------------------|---------------------|-----------|---------|----------|
| 07-30-2020 | 0.2118% | 0.000005804 | 0.20% | \$26,184,048,912.94 | \$1.00025 | 28 Days | 98 Days |
| 07-29-2020 | 0.1921% | 0.000005264 | 0.19% | \$26,396,453,795.98 | \$1.00024 | 28 Days | 96 Days |
| 07-28-2020 | 0.1944% | 0.000005325 | 0.19% | \$26,516,756,030.16 | \$1.00025 | 28 Days | 95 Days |
| 07-27-2020 | 0.1956% | 0.000005360 | 0.20% | \$26,630,882,435.31 | \$1.00025 | 27 Days | 95 Days |
| 07-26-2020 | 0.1922% | 0.000005265 | 0.20% | \$26,627,568,830.26 | \$1.00025 | 30 Days | 97 Days |
| 07-25-2020 | 0.1922% | 0.000005265 | 0.20% | \$26,627,568,830.26 | \$1.00025 | 30 Days | 97 Days |
| 07-24-2020 | 0.1922% | 0.000005265 | 0.20% | \$26,627,568,830.26 | \$1.00025 | 30 Days | 97 Days |
| 07-23-2020 | 0.1970% | 0.000005398 | 0.20% | \$26,379,987,975.73 | \$1.00025 | 28 Days | 97 Days |
| 07-22-2020 | 0.1990% | 0.000005453 | 0.21% | \$26,243,569,865.62 | \$1.00026 | 28 Days | 97 Days |
| 07-21-2020 | 0.2019% | 0.000005531 | 0.21% | \$26,339,257,856.32 | \$1.00027 | 27 Days | 95 Days |
| 07-20-2020 | 0.2083% | 0.000005707 | 0.21% | \$26,156,346,000.74 | \$1.00027 | 28 Days | 96 Days |
| 07-19-2020 | 0.2065% | 0.000005657 | 0.21% | \$26,123,776,344.17 | \$1.00027 | 30 Days | 99 Days |
| 07-18-2020 | 0.2065% | 0.000005657 | 0.21% | \$26,123,776,344.17 | \$1.00027 | 30 Days | 99 Days |
| 07-17-2020 | 0.2065% | 0.000005657 | 0.21% | \$26,123,776,344.17 | \$1.00027 | 30 Days | 99 Days |
| 07-16-2020 | 0.2087% | 0.000005718 | 0.21% | \$26,185,043,639.97 | \$1.00027 | 29 Days | 99 Days |
| 07-15-2020 | 0.2224% | 0.000006093 | 0.21% | \$26,211,819,781.60 | \$1.00027 | 27 Days | 98 Days |
| 07-14-2020 | 0.2139% | 0.000005861 | 0.21% | \$26,070,944,735.95 | \$1.00027 | 28 Days | 99 Days |
| 07-13-2020 | 0.2149% | 0.000005887 | 0.21% | \$26,295,031,703.04 | \$1.00027 | 28 Days | 99 Days |
| 07-12-2020 | 0.2133% | 0.000005845 | 0.21% | \$26,407,120,746.42 | \$1.00027 | 30 Days | 101 Days |
| 07-11-2020 | 0.2133% | 0.000005845 | 0.22% | \$26,407,120,746.42 | \$1.00027 | 30 Days | 101 Days |
| 07-10-2020 | 0.2133% | 0.000005845 | 0.22% | \$26,407,120,746.42 | \$1.00027 | 30 Days | 101 Days |
| 07-09-2020 | 0.2144% | 0.000005875 | 0.22% | \$26,366,283,857.46 | \$1.00028 | 30 Days | 102 Days |
| 07-08-2020 | 0.2128% | 0.000005830 | 0.22% | \$26,510,544,113.33 | \$1.00028 | 30 Days | 102 Days |
| 07-07-2020 | 0.2149% | 0.000005888 | 0.22% | \$26,566,956,043.52 | \$1.00027 | 30 Days | 102 Days |

| AS OF | DAILY NET YIELD | DIVIDEND FACTOR | 7 DAY NET YIELD | DAILY ASSETS | NAV | WAM | WAL |
|------------|-----------------|-----------------|-----------------|---------------------|-----------|---------|----------|
| 07-06-2020 | 0.2238% | 0.000006131 | 0.22% | \$26,458,088,740.75 | \$1.00027 | 31 Days | 103 Days |
| 07-05-2020 | 0.2217% | 0.000006073 | 0.22% | \$26,482,383,200.61 | \$1.00027 | 33 Days | 107 Days |
| 07-04-2020 | 0.2217% | 0.000006073 | 0.22% | \$26,482,383,200.61 | \$1.00027 | 33 Days | 107 Days |
| 07-03-2020 | 0.2217% | 0.000006073 | 0.22% | \$26,482,383,200.61 | \$1.00027 | 33 Days | 107 Days |
| 07-02-2020 | 0.2217% | 0.000006073 | 0.21% | \$26,482,383,200.61 | \$1.00027 | 33 Days | 107 Days |
| 07-01-2020 | 0.2166% | 0.000005933 | 0.21% | \$26,718,307,976.99 | \$1.00029 | 32 Days | 105 Days |

DISCLOSURES

Performance quoted represents past performance which is no guarantee of future results. Investment return will vary. The value of an investment, when redeemed, may be worth more or less than the original cost. Current performance may be lower or higher than what is stated.

An investment in the Pool is not insured or guaranteed by any government or government agency. Although the manager of the Pool seeks to preserve principal, it is possible to lose money by depositing money in the Pool.

For more complete information, see the investment policy and information statement available on this website. You should consider the investment’s objectives, risks, charges, and expenses carefully before investing. Information about these and other important subjects is in the investment policy and information statement which you should read carefully before investing.

Current and future portfolio holdings are subject to risk.

An AAAM rating by Standard & Poor’s is obtained after Standard & Poor’s evaluates a number of factors, including credit quality, market price exposure and management. Ratings are subject to change, and do not remove market risk. For more information on credit ratings, visit standardandpoors.com.

Federated Investment Counseling

Not FDIC Insured

May Lose Value

No Bank Guarantee

4196369681

Copyright © 2020 Federated Hermes, Inc.

HISTORICAL MONTHLY AVERAGE PERFORMANCE

TexPool

FROM  TO  [APPLY FILTERS](#)

| AS OF | AVERAGE DAILY NET YIELD | AVERAGE DIVIDEND FACTOR | AVERAGE 7 DAY NET YIELD | AVERAGE DAILY ASSETS | AVERAGE WAM | AVERAGE WAL | PARTICIPANTS |
|------------|-------------------------|-------------------------|-------------------------|----------------------|-------------|-------------|--------------|
| 09-30-2020 | 0.1474% | 0.000004037 | 0.15% | \$23,278,296,583.66 | 38 Days | 111 Days | 2,627 |
| 08-31-2020 | 0.1768% | 0.000004845 | 0.18% | \$25,132,641,236.21 | 27 Days | 97 Days | 2,625 |
| 07-31-2020 | 0.2082% | 0.000005703 | 0.21% | \$26,383,063,181.58 | 30 Days | 100 Days | 2,619 |

DISCLOSURES

Performance quoted represents past performance which is no guarantee of future results. Investment return will vary. The value of an investment, when redeemed, may be worth more or less than the original cost. Current performance may be lower or higher than what is stated.

An investment in the Pool is not insured or guaranteed by any government or government agency. Although the manager of the Pool seeks to preserve principal, it is possible to lose money by depositing money in the Pool.

For more complete information, see the investment policy and information statement available on this website. You should consider the investment’s objectives, risks, charges, and expenses carefully before investing. Information about these and other important subjects is in the investment policy and information statement which you should read carefully before investing.

Current and future portfolio holdings are subject to risk.

An AAAM rating by Standard & Poor’s is obtained after Standard & Poor’s evaluates a number of factors, including credit quality, market price exposure and management. Ratings are subject to change, and do not remove market risk. For more information on credit ratings, visit standardandpoors.com.

Federated Investment Counseling

Not FDIC Insured

May Lose Value

No Bank Guarantee

4196369681

Copyright © 2020 Federated Hermes, Inc.